

Unit Study - The Adventures of Tamarita Rachel

Read chapter one - Guinea Pig for Tea

Find Ecuador on a map. Draw Ecuador's flag, listen to its National Anthem, find out its currency, languages and population.

Research and talk about special dishes of food in different countries. Would you eat frogs' legs in France or dog meat in China? How does eating guinea pig make you feel? What would you cook as a special meal? Use Worksheet 1 to record your thoughts and ideas.

Cook an Ecuadorian dish (you can find recipes in Guinea Pig For Breakfast Recipe book or online). Or cook a dish you would serve to special guests. Write out your menu and decorate it.

Read chapter two - A new house for Aracely

Look at the different types of houses on Worksheet 2. Which would you like to live in? Why? Draw your house. Older children can draw a plan view of the rooms in the house.

Investigate what kind of housing there is where you live, the materials it is made from and what kind of climate the houses are suitable for. Are there old houses near you? Print out pictures of local housing and label the kinds of houses e.g. detached, semi-detached, apartments, thatched cottages...

Investigate your local area and draw an annotated map of the local features and facilities.

Build a house using junk.

Read chapter three - Chirruping Chicks

Investigate the characteristics of birds. Make a poster of your information.

Put out a bird feeder and try to identify the birds that visit. Count the birds that visit and draw a block graph to show your results.

Investigate what chicks need for healthy growth. Use Worksheet 3.

Discuss the advantages and disadvantages of free-range versus intensive chicken farming.

Hard-boil some eggs and paint humpty dumpty faces on them, like the girls do in the story.

Make some egg cozies from felt.

Read chapter four – Tamarita Rachel sells ice-creams

Make an ice cream shop to play with. The instructions are on Worksheet 4.

Play ice cream shops. Write out prices. Pay for the ice creams. Give change. Add up the cost of more than one ice cream. Make a poster to advertise your ice creams.

Try making some ice cream at home.

Sell items at a sale, or to relatives, to raise funds for a charity.

Read chapter five – Christian and Miguel go to school.

Think about what you would like to be when you grow up and record your thoughts on Worksheet 5.

Investigate child sponsorship programs.

Imagine you sponsor a child. Write them a letter telling them about yourself and asking them questions about their life.

Read chapter six – The mystery eggs

Find out about the Galapagos Islands and the reptiles that live there.

Find out the characteristics of reptiles. Use Worksheet 6 to record the reptiles you find out about.

Imagine you are a scientist visiting the Galapagos Islands. Write a report about an animal you find there.

Visit a zoo or animal sanctuary where you can see reptiles.

Read chapter seven - Tamarita Rachel visits some Indians

Investigate the Tsachila Indians of Ecuador. What can you find out about their dress, food, housing, hunting and crafts? Use worksheet 7 to decorate a picture of an Indian.

Make bead bracelets and necklaces like the Tsachila Indians.

Imagine you are a Tsachila child going hunting for monkeys and wild pigs in the jungle. Write or act out a story of your adventure.

Chapter eight - Tamarita Rachel makes humitas

Tamarita grows corn in the story. Plant a seed to watch it grow into a plant. Draw your plant and label the parts of the plant.

Set up an experiment with some plants to see if they grow best with just water, with just light or with water and light. Write up a report of your experiment.


In Mark 4 v 26-29 Jesus tells the story of growing seed. Use Worksheet 8 to reflect on the story.

Make humitas or cornbread.

Worksheet 1- Guinea Pig for Tea

Who are the special people in your family?

What would you give them if they came for tea?
Draw it on the plate below.



People in other countries eat animals that we have
as pets. How does that make you feel?



Worksheet 2 House for Aracely

Here are some different kinds of houses in Ecuador



Aracely's house

Her neighbour's house



A traditional choza house



Tamara's house


Which house would you like to live in? Why?

Draw your house.

A large empty rectangular box with an orange border, intended for drawing a house.

Worksheet 3 Baby Chicks

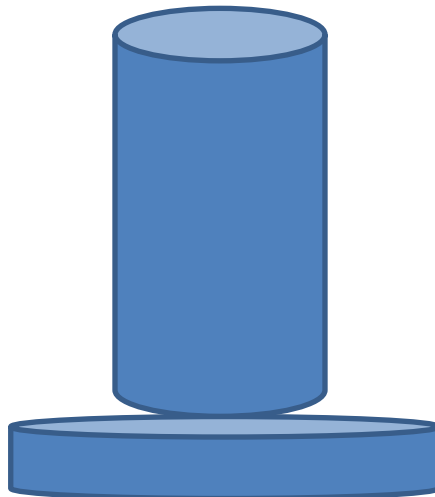
The baby chicks needed to be taken care of. Can you make their house ready for them?



Stick shiny paper to the light bulb.

Scrunch up balls of blue tissue paper and stick them to the water dispenser.

Stick lentils to the food tray.



Activity: Boil an egg and draw a humpty dumpty face on the shell.

Worksheet 4 Make Your Own Ice Cream Shop

What you need;

1 cardboard box

Card and tissue paper

Paint

Stapler

Glue



Instructions;

Cut the box as shown in the photo and bend one side down to make the platform for the ice creams. Cut holes to slot the ice creams into. Paint and decorate the box.


Draw circles on thin card to make the cones. Cut a slit into the centre of the circle and wrap the card to make a cone. Staple it in place. Glue on tissue paper balls to make the ice creams. Paint the cones.

Now have fun playing ice cream shops!

Worksheet 5 Cristian and Miguel Go To School

Cristian and Miguel dreamt of being able to go to school. Cristian wanted to be a mechanic and Miguel a bus conductor.

What are your dreams? What do you want to be when you grow up?





Worksheet 6 - Reptiles



Turtles, iguanas and snakes are reptiles. They are cold blooded, have scaly skin and lay eggs. There are lots of reptiles in Ecuador. In the Galapagos Islands there are giant turtles. Can you find the islands on a map?

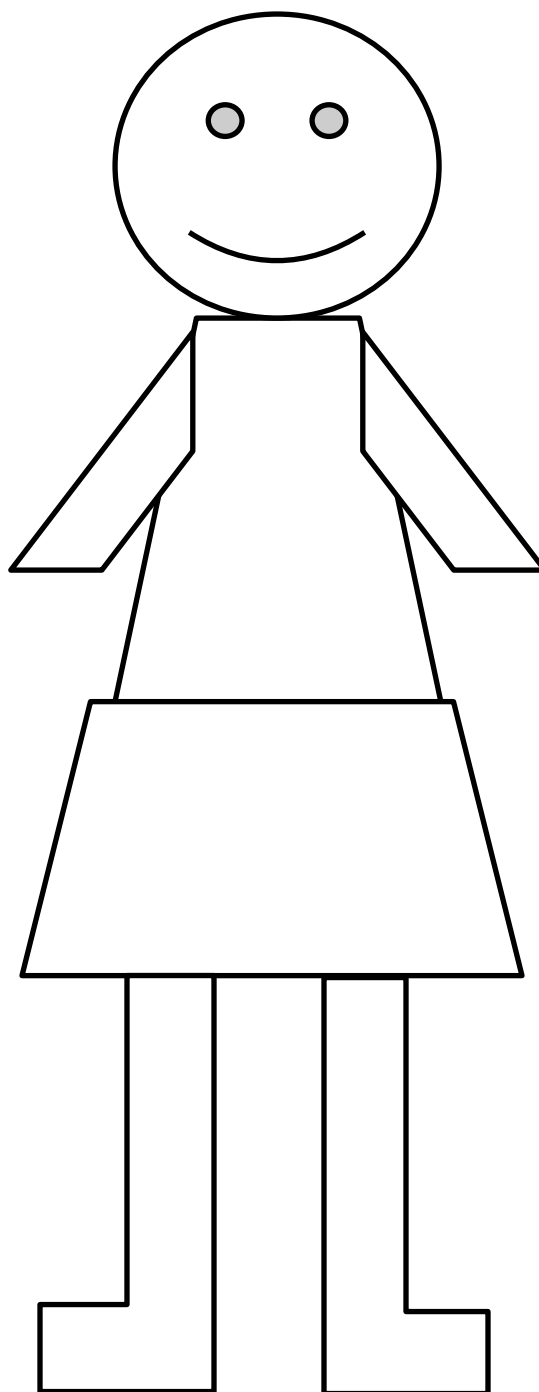
Tamara went to sleep thinking of different creatures that lay eggs. Draw some animals that lay eggs below.





Worksheet 7 - Tsachilas

Use colourful
ribbons, sequins and
crayons to decorate
this Tsachila woman.





8- The Parable of the Growing Seed



"This is what the kingdom of God is like. A man scatters seed on the ground. Night and day, whether he sleeps or gets up, the seed sprouts and grows, though he does not know how. All by itself the soil produces corn - first the stalk, then the ear, then the full grain in the ear. As soon as the grain is ripe, he puts the sickle to it, because the harvest has come." Mark 4 v 26-29 NIV

All of us can scatter the seeds of God's love wherever we are. God promises that He will make these seeds of love grow. Our loving actions can bring more people into His family.

Think of some ways you can show God's love to your family, friends and neighbours today, and write them below. Then go and put the ideas into action. 😊

1. _____

2. _____

3. _____

4. _____

5. _____
